



Rural Municipality of Meadow Lake #588 Policy

Policy Title: Bale Hauling and Security of Loads Policy
Policy #TS-004

Policy Objective:
To set a policy for all bale haulers as well as other haulers to follow in securing a load properly.

Authority:
Council Resolution #122/15
Dated: May 8, 2015

Policy:

1. The Council for the RM of Meadow Lake #588 need to set a policy in which haulers of commodities that require securing can have immediate information on the regulations.
2. The Highways and Transportation Act, 1997 has set regulations for the securing of loads for the commercial and farm vehicles and this council will adopt these regulations which is under the National Safety Cod Standard.
3. Cargo Securement
 - a. The carrier shall ensure that a person who drives or operates one of its commercial vehicles complies with the standards set out in this policy.
 - b. Part 3.(a) DOES NOT apply to a commercial vehicle that is used to haul round or rectangular hay or straw bales within 50 kilometers of the loads place of origin if the commercial vehicle is:
 - i. Operated by or for a farmer;
 - ii. Does not exceed the speed limit of 60 kilometers per hour
 - iii. **However, the load cannot be falling or likely to fall on the roadway**
 - iv. Dimensions – limits do not apply on municipal roads, but they need signs and beacons when required;
 - v. Equipment – when being hauled with farm equipment (tractors and bale wagons), weights/dimensions do not apply but they must be secured.
 - vi. All weights and measures apply when the trailer/wagon is being towed by a road vehicle (not a tractor)
 - c. Is not operated on highway 4 or 55 except to cross the highway
4. Transportation of Round Bales
 - a. The carrier shall ensure that a person who drives or operates one of its commercial vehicles secures the round bales in accordance with Section 3 or in accordance with subsection (4.b).
 - b. Road bales must be secured in accordance with the following requirements:
 - i. In the case of round bales loaded pipe style:
 1. See Diagram
 2. By loading one bale over two bales or two bales side by side loaded parallel to the length of the commercial vehicle, in accordance with Figure 1, with a tie down across each bale; or



3. By securing the load with a minimum of three tiedown assemblies, one across the tope bales at the front of the load and two across the top bales at the rear of the load, if:
 - a. The round bales are securely made;
 - b. The commercial vehicle is equipped with an attached blocking that is 45.7 cm high and that runs the full length of the commercial vehicle on both sides; and
 - c. Each attached blocking mention in (4.b.i.3.b) is raised at a 45 degree angle to prevent lateral movement.
- ii. In the case of round bales loaded perpendicular style
 1. By loading one round bale over two round bales, two round bales over two round bales or only two round bales crossways on the commercial vehicle, in accordance with Figure 2:
 - a. One tiedown across the rope of each round bale; and
 - b. One tiedown running the length of the load over the rope of each round bale; or
 2. By securing the load with a tiedown across the rope of each round bale if:
 - a. The round bales are securely made; and
 - b. The commercial vehicle is equipped with blocking that is 45.7 cm high and that runs the full width of the commercial vehicle's deck at the front and rear of the commercial vehicle to prevent forward and rearward movement of the load, in accordance with Figure 3.



Appendix

Figure 1

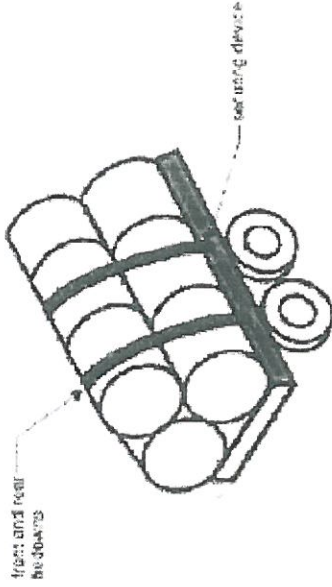
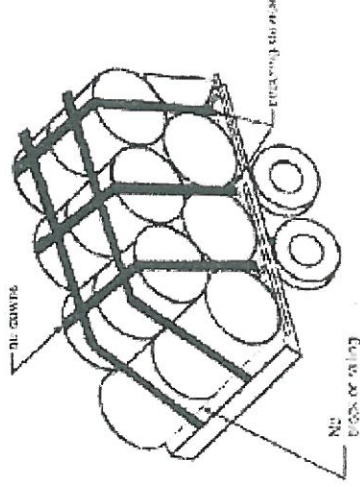


Figure 2

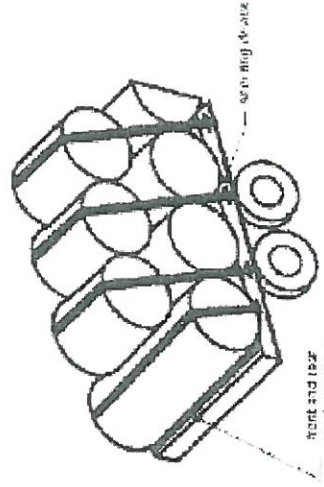


3

H-3-01 REG 6

SECURITY OF LOADS, 2015

FIGURE 3



REGULATORY DIVISION
Division of the Municipality of
The City of New Westminster
February 3, 2015