



The Rural Municipality of

Meadow Lake No. 588

306-236-5651

## Approach Request Form

Date: \_\_\_\_\_

Name: \_\_\_\_\_

Phone: \_\_\_\_\_

Address: \_\_\_\_\_

I, \_\_\_\_\_ make application to construct an approach on the  
East / West / South / North side of Section \_\_\_\_\_

Township \_\_\_\_\_ Range \_\_\_\_\_ W3.

The approach will be built \_\_\_\_\_ wide.

Signature of Landowner \_\_\_\_\_

\_\_\_ Approved      \_\_\_ Refused Date:

That the approach request on the \_\_\_\_\_ side of Section \_\_\_\_\_

Township \_\_\_\_\_ Range \_\_\_\_\_ W3 be approved as follows:

\_\_\_ Approaches on quarter \_\_\_\_\_

\_\_\_ Culvert size \_\_\_\_\_

\_\_\_ Width \_\_\_\_\_

\_\_\_ 2<sup>nd</sup> Approach – cost to developer

\_\_\_ 1<sup>st</sup> approach – cost to developer except RM supply culvert

Signature of Manager of Public Works or CAO

Reason for Refusal: \_\_\_\_\_

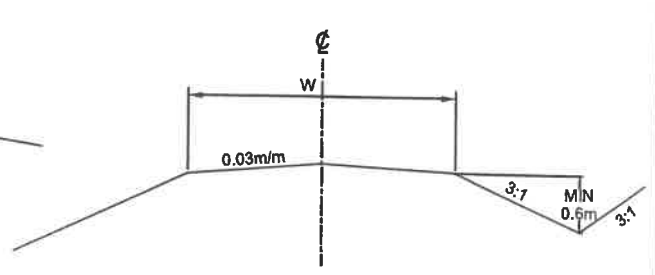
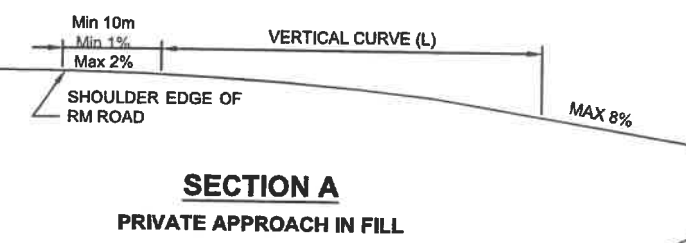
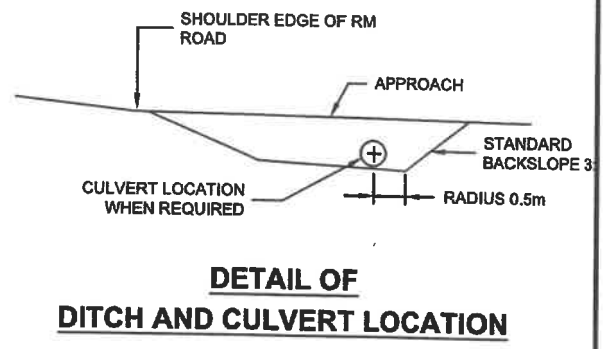
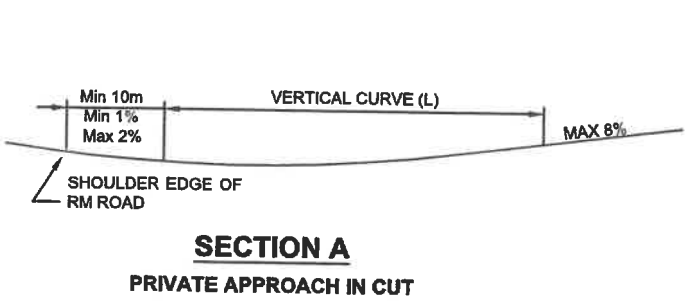
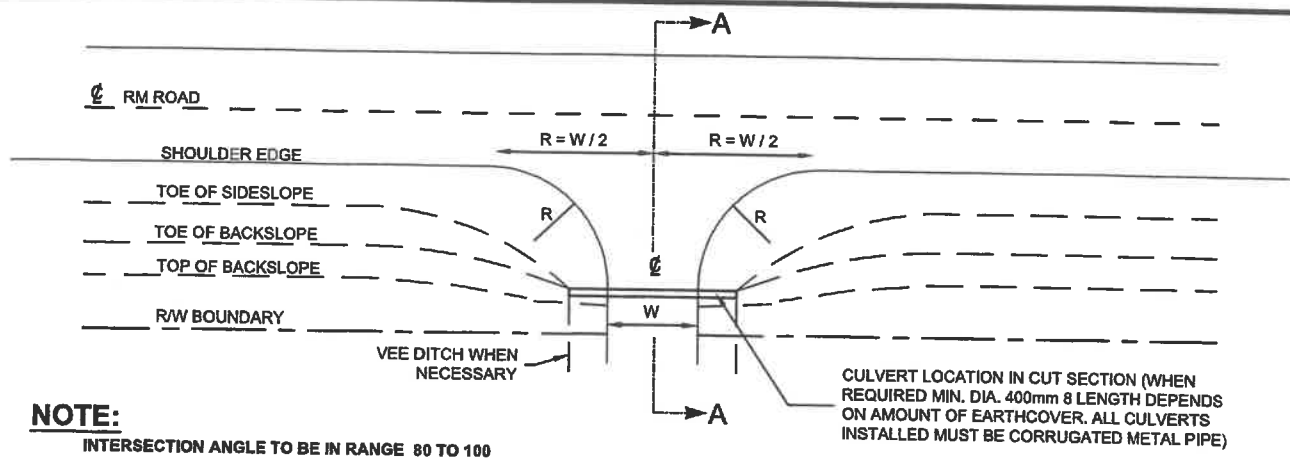
Signature of Public Works Manager \_\_\_\_\_



## R.M. of Meadow Lake #588

### CONSTRUCTION STANDARDS FOR ROAD APPROACH

1. Minimum of 400mm = 16 inch diameter culvert or as directed by the Director of Public Works or their designate. All culverts installed must be corrugated metal pipe with whistled ends (beveled). All culverts are to be sized to the drainage requirements of the ditch.
2. In the instance that there is no ditch depth, then approval from the Rural Municipality will be required for approach installation without a culvert.
3. All topsoil must be removed from ditch prior to culvert installation for ease of water flow.
4. Approach surface must be crowned with a minimum of 300 mm = 1 foot of compacted clay cover at the shoulders of the approach with finish grade at a minimum of 50 mm (2 inches) of 20 mm ( $\frac{3}{4}$  inch) crushed gravel, compacted
5. Road Approach shall be a minimum roadway width for:
  - residential approaches 8 meters (26.25 feet)
  - agriculture/industrial approaches 10 meters (32.81 feet).
6. Culvert inlet and outlet aprons to be constructed with rip-rap and/or end sections at the discretion of the Manager of Public Works or their designate.
7. Culvert markers must be installed at the top of both ends of the culvert. (Type CM-SD/01 or Steel Cor specification) Which is acceptable to the Manager of Public Works or their designate.
8. Road approaches should have a minimum distance separation of 30 meters (100 feet) and align with existing approach(s) across from both sides of the municipal road when possible.
9. Road approaches should be a minimum of 100 meters (328 feet) from the intersection of any municipal roads and highways.
10. Road approaches should be aligned perpendicular with the road centerline unless otherwise instructed by the Manager of Public Works or their designate.



ALGEBRAIC DIFF IN GRADIENT (%)	LENGTH (m)	
	CREST	SAG
1	6	8
2	12	15
3	16	23
4	24	30
5	30	38
6	37	46
7	/	46
8	/	46
9	/	46

USE	APPROACH WIDTH, W (m)	RADIUS OF INTERSECTION EDGE OF SHOULDER (R)
	BASE	
RESIDENTIAL	8	10-15
AGRICULTURE	10	15-20
INDUSTRIAL	10	15-20



**MINIMUM 400mm CULVERT REQUIRED unless otherwise specified**

Scale: N.T.S.  
Date: March 2022  
Drawn By: Nicolas Zuck

**DESIGN SPECIFICATIONS FOR ROAD APPROACHES**

Signature of Understanding

Applicant \_\_\_\_\_